


Chess Set - Carrier Assembly Diagram

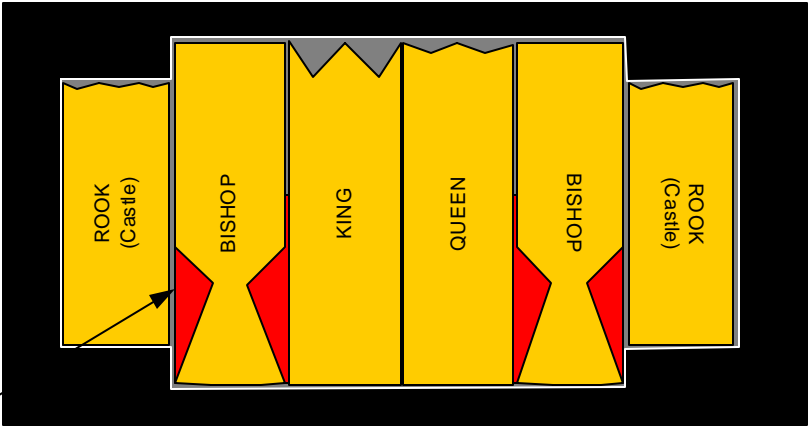
1

KNIGHTS
 (Top)
 Cut White Foam
 piece from "Tool Box"
 package to fit. Lay on
 top of Knights for
 cushioning



2

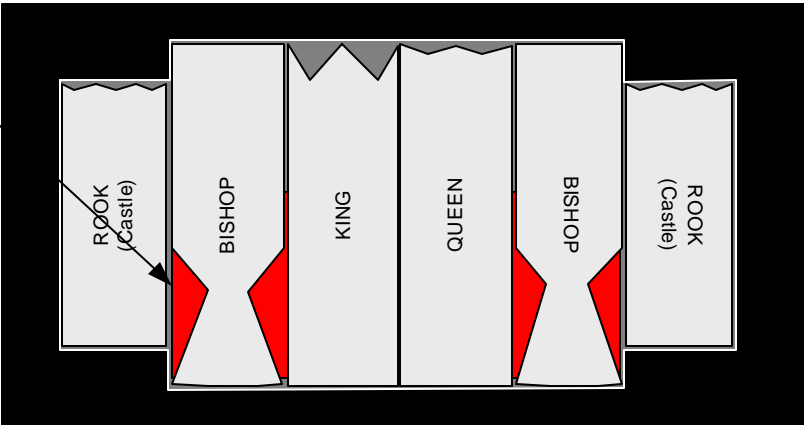
R,B,K,Q,B,R
 Tray
 (middle)



Red = Black foam liner
 piece having 1.5" cut off
 long side and placed under
 the "head" of the bishops,
 base resting on metal
 bottom

3

R,B,K,Q,B,R
 Tray
 (middle)



4

PAWN TRAY
 (bottom)
 ALIGN & ADD 9 WHITE
 CARDSTOCK DIVIDERS

